



# PRAKASH WOOLLEN MILLS LTD.

Manufacturers, Exporters & Importers of High Class Mink Blankets

Regd. Office & Works

Vill.-Amhera, 18th KM Stone, Delhi Road, P.O. Chaudherpur, Distt. J. P. Nagar - 244 102 U.P.  
Tel:0591- 2223008, 2223018, 6452322 • Fax : 0591-2223009 • E-mail : info@prakashwoollen.com

H. O & Mailing Address

430, Civil Lines, Kanth Road. Moradabad - 244001 U.P. (India) • Mob : 9837007288

PWM/ 682/2013-2014  
July 15, 2013

To,  
The Manager,  
Department of Corporate Relationship,  
Bombay Stock Exchange Limited,  
25 P. J. Towers, Dalal Street,  
Mumbai -400 001

SCRIP CODE : 531437

SCRIP ID : PRWOLEN

Ref: Shareholding Pattern

Dear Sir,

Please find enclosed Shareholding Pattern (Distribution Schedule) and Shareholding Pattern for Free Float Indices of the Company for the quarter ended 30<sup>th</sup> June, 2013 pursuant to Clause 35 of the Listing Agreement.

Hope you will find same in order and kindly keep the same in your records.

Thanking You,

Yours Faithfully,

For **Prakash Woollen Mills Limited**

  
(Vijay Kumar Gupta)  
Whole Time Director

Encl: As Above

Introductory sub-table (I)(a)

Name of the Company: PRAKASH WOOLLEN MILLS LTD

Scrip Code, Name of the scrip, class of security: 531437 EQUITY SHARES

Quarter ended: 31/03/2013 - 30/06/2013

Partly paid-up shares:-	No. of partly paid-up shares	As a % of total no. of partly paid-up shares	As a % of total no. of shares of the company
Held by promoter/promoter group		#DIV/0!	
Held by public		#DIV/0!	
<b>Total - D</b>	<b>0</b>	<b>#DIV/0!</b>	

Outstanding convertible securities:-	No. of outstanding securities	As a % of total no. of outstanding convertible securities	As a % of total no. of shares of the company, assuming full conversion of the convertible securities
Held by promoter/promoter group		#DIV/0!	
Held by public		#DIV/0!	
<b>Total - E</b>	<b>0</b>	<b>#DIV/0!</b>	


Warrants:-	No. of warrants	As a % of total no. of warrants	As a % of total no. of shares of the company, assuming full conversion of warrants
Held by promoter/promoter group		#DIV/0!	
Held by public		#DIV/0!	
<b>Total - F</b>	<b>0</b>	<b>#DIV/0!</b>	

**Total paid-up capital of the company, assuming full conversion of warrants and convertible securities**      4175900      100



**Statement Showing Shareholding Pattern**

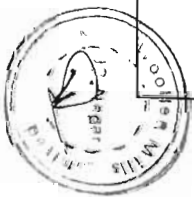
Table (I)(a)									
Category	Category of Shareholder	Number of Shareholders	Total number of shares	Number of shares held in dematerialized form	Total shareholding as a percentage of total number of shares		Number of shares	Shares Pledged or otherwise encumbered	
					As a percentage of (A+B) <sup>1</sup>	As a percentage of (A+B+C)			
					(VI)	(VII)	(VIII)	(IX) = (VIII)/(IV)*100	
(I)	(II)	(III)	(IV)	(V)	(VI)	(VII)	(VIII)	(IX) = (VIII)/(IV)*100	
(A)	Shareholding of Promoter and								
1	Indian								
(a)	Individuals/ Hindu Undivided Family								
(b)	Central Government/ State Government(s)	58	2824250	1882080	67.63	67.63	0	0.00	#DIV/0!
(c)	Bodies Corporate	2	105800	0	2.53	2.53	0	0.00	#DIV/0!
(d)	Financial Institutions/ Banks				0.00	0.00			#DIV/0!
(e)	Any Others(Specify)				0.00	0.00			#DIV/0!
(e-i)					0.00	0.00			#DIV/0!
(e-ii)					0.00	0.00			#DIV/0!
	<b>Sub Total(A)(I)</b>	<b>60</b>	<b>2930050</b>	<b>1882080</b>	<b>70.17</b>	<b>70.17</b>	<b>0</b>	<b>0.00</b>	
<b>2</b>	<b>Foreign</b>								
a	Individuals (Non-Residents Individuals/ Foreign Individuals)				0.00	0.00			#DIV/0!
b	Bodies Corporate				0.00	0.00			#DIV/0!
c	Institutions				0.00	0.00			#DIV/0!








Sr.No	Notes
1	
2	
3	
4	
5	
6	
7	
8	
9	



(D)(b) Statement showing holding of securities (including shares, warrants, convertible securities) of persons belonging to the category "Promoter and Promoter Group"

Sr. No.	Name of the shareholder	Details of Shares held			Encumbered shares (*)			Details of warrants			Details of convertible securities		Total shares (including underlying shares assuming full conversion of warrants and convertible securities) as a % of diluted share capital
		Number of shares held	As a % of grand total (A)+(B)+(C)	No.	As a percentage (VI)=(V)/(III)*100	As a % of grand total (A)+(B)+(C) of sub-clause (D)(a)	Number of warrants held	As a % total number of warrants of the same class	Number of convertible securities held	As a % total number of convertible securities of the same class			
(i)	(ii)	(iii)	(iv)	(v)	(vi)	(vii)	(viii)	(ix)	(x)	(xi)	(xii)		
1	Prakash Chand Gupta	182725	4.38	0.00	0.00	0.00		#DIV/0!	#DIV/0!				
2	Manjusha Agarwal	100	0.00	0.00	0.00	0.00		#DIV/0!	#DIV/0!				
3	Ved Prakash Gupta (HUF)	35690	0.85	0.00	0.00	0.00		#DIV/0!	#DIV/0!				
4	Ram Kishan Gupta (HUF)	36822	0.88	0.00	0.00	0.00		#DIV/0!	#DIV/0!				
5	Prakash Chand Gupta (HUF)	29742	0.71	0.00	0.00	0.00		#DIV/0!	#DIV/0!				
6	Pradeep Kumar Gupta (HUF)	24003	0.57	0.00	0.00	0.00		#DIV/0!	#DIV/0!				
7	Moorti Devi	51000	1.22	0.00	0.00	0.00		#DIV/0!	#DIV/0!				
8	Sanjeev Gupta	12580	0.30	0.00	0.00	0.00		#DIV/0!	#DIV/0!				
9	Chhavi Gupta	20000	0.48	0.00	0.00	0.00		#DIV/0!	#DIV/0!				



10	SANDHYA GUPTA	37180	0.89	0.00	0.00	0.00	#DIV/0!	#DIV/0!
11	SAVITRI DEVI	20830	0.50	0.00	0.00	0.00	#DIV/0!	#DIV/0!
12	DEEPA GUPTA	25840	0.62	0.00	0.00	0.00	#DIV/0!	#DIV/0!
13	KAPIL GUPTA	100	0.00	0.00	0.00	0.00	#DIV/0!	#DIV/0!
14	RAKSHA GUPTA	37600	0.90	0.00	0.00	0.00	#DIV/0!	#DIV/0!
15	PRADEEP KUMAR	46900	1.12	0.00	0.00	0.00	#DIV/0!	#DIV/0!
16	MADHU GUPTA	37400	0.90	0.00	0.00	0.00	#DIV/0!	#DIV/0!
17	SANIY GUPTA	8500	0.20	0.00	0.00	0.00	#DIV/0!	#DIV/0!
18	PARUL GUPTA	18700	0.45	0.00	0.00	0.00	#DIV/0!	#DIV/0!
19	ARIT GUPTA	20000	0.48	0.00	0.00	0.00	#DIV/0!	#DIV/0!
20	SHALAB GUPTA (H.U.F)	20000	0.48	0.00	0.00	0.00	#DIV/0!	#DIV/0!
21	AIKA RAHUL	5000	0.12	0.00	0.00	0.00	#DIV/0!	#DIV/0!
22	DR. RAHUL MITTAL	5000	0.12	0.00	0.00	0.00	#DIV/0!	#DIV/0!
23	SANGEETA GARG	10000	0.24	0.00	0.00	0.00	#DIV/0!	#DIV/0!
24	SANIY KUMAR AGARWAL(HUF)	15000	0.36	0.00	0.00	0.00	#DIV/0!	#DIV/0!
25	PRAHLAD FLOUR MILLS LIMITED	60000	1.44	0.00	0.00	0.00	#DIV/0!	#DIV/0!
26	PRAHLAD FLOUR MILLS (P) LTD	45800	1.10	0.00	0.00	0.00	#DIV/0!	#DIV/0!
27	MADHU GUPTA	190158	4.55	0.00	0.00	0.00	#DIV/0!	#DIV/0!
28	PRADEEP K GUPTA	10000	0.24	0.00	0.00	0.00	#DIV/0!	#DIV/0!
29	PRADEEP KUMAR GUPTA	13400	0.32	0.00	0.00	0.00	#DIV/0!	#DIV/0!
30	ARIT MITTAL	27900	0.67	0.00	0.00	0.00	#DIV/0!	#DIV/0!
31	MANJUSHA AGARWAL	68205	1.63	0.00	0.00	0.00	#DIV/0!	#DIV/0!
32	SANIY KUMAR AGARWALA	52560	1.26	0.00	0.00	0.00	#DIV/0!	#DIV/0!
33	ATUL GUPTA	78795	1.89	0.00	0.00	0.00	#DIV/0!	#DIV/0!
34	SHALINI GUPTA	10000	0.24	0.00	0.00	0.00	#DIV/0!	#DIV/0!
35	ATUL GUPTA	15000	0.36	0.00	0.00	0.00	#DIV/0!	#DIV/0!
36	MEGHNA TAYAL	20000	0.48	0.00	0.00	0.00	#DIV/0!	#DIV/0!
37	ASHISH GUPTA	71000	1.70	0.00	0.00	0.00	#DIV/0!	#DIV/0!
38	VIJAY KUMAR GUPTA	253709	6.08	0.00	0.00	0.00	#DIV/0!	#DIV/0!
39	ANITA GUPTA	74110	1.77	0.00	0.00	0.00	#DIV/0!	#DIV/0!
40	HIMANT AGARWAL	24900	0.60	0.00	0.00	0.00	#DIV/0!	#DIV/0!
41	DAYA KISHAN GUPTA	170910	4.09	0.00	0.00	0.00	#DIV/0!	#DIV/0!
42	SHALINI GUPTA	33300	0.80	0.00	0.00	0.00	#DIV/0!	#DIV/0!





43	KAPIL GUPTA	85670	2.05			0.00	0.00	0.00			#DIV/0!		#DIV/0!
44	REETIKA GUPTA	49100	1.18			0.00	0.00	0.00			#DIV/0!		#DIV/0!
45	ADEEP GUPTA	98450	2.36			0.00	0.00	0.00			#DIV/0!		#DIV/0!
46	RAINI GUPTA	68600	1.64			0.00	0.00	0.00			#DIV/0!		#DIV/0!
47	JAI KISHAN GUPTA	154360	3.70			0.00	0.00	0.00			#DIV/0!		#DIV/0!
48	GUPTA JAI KISHAN	30590	0.73			0.00	0.00	0.00			#DIV/0!		#DIV/0!
49	DAYA KISHAN GUPTA	25490	0.61			0.00	0.00	0.00			#DIV/0!		#DIV/0!
50	KAPIL GUPTA HUF	33000	0.79			0.00	0.00	0.00			#DIV/0!		#DIV/0!
51	POOJA BANSAL	20000	0.48			0.00	0.00	0.00			#DIV/0!		#DIV/0!
52	ADEEP GUPTA	38000	0.91			0.00	0.00	0.00			#DIV/0!		#DIV/0!
53	VIJAY KUMAR GUPTA HUF.	27181	0.65			0.00	0.00	0.00			#DIV/0!		#DIV/0!
54	PUSHPA GUPTA	55340	1.33			0.00	0.00	0.00			#DIV/0!		#DIV/0!
55	B K GUPTA (HUF).	15000	0.36			0.00	0.00	0.00			#DIV/0!		#DIV/0!
56	REKHA GOVIL	10000	0.24			0.00	0.00	0.00			#DIV/0!		#DIV/0!
57	SHALINI GUPTA	20000	0.48			0.00	0.00	0.00			#DIV/0!		#DIV/0!
58	SHALAB GUPTA	53200	1.27			0.00	0.00	0.00			#DIV/0!		#DIV/0!
59	SHASHI GUPTA.	49217	1.18			0.00	0.00	0.00			#DIV/0!		#DIV/0!
60	VED PRAKASH GUPTA	176393	4.22			0.00	0.00	0.00			#DIV/0!		#DIV/0!
<b>TOTAL</b>		<b>2930050</b>	<b>70.17</b>	<b>0</b>		<b>0.00</b>	<b>0.00</b>	<b>0.00</b>	<b>0</b>		<b>#DIV/0!</b>		<b>#DIV/0!</b>

(\*) The term "encumbrance" has the same meaning as assigned to it in regulation 28(3) of the SAST Regulations, 2011





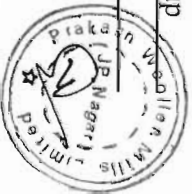
**(D)(c)(ii) Statement showing holding of securities (including shares, warrants, convertible securities) of persons (together with PAC) belonging to the category "Public" and holding more than 5% of the total number of shares of the company**

Sr. No.	Name(s) of the shareholder(s) and the Persons Acting in Concert (PAC) with them	Number of shares	Shares as a percentage of total number of shares {i.e., Grand Total (A)+(B)+(C) indicated in Statement at para (D)(a) above}	Details of warrants		Details of convertible securities		Total shares (including underlying shares assuming full conversion of warrants and convertible securities) as a % of diluted share capital
				Number of warrants	As a % total number of warrants of the same class	Number of convertible securities held	% w.r.t total number of convertible securities of the same class	
1			0.00		#DIV/0!		#DIV/0!	
2			0.00		#DIV/0!		#DIV/0!	
3			0.00		#DIV/0!		#DIV/0!	
4			0.00		#DIV/0!		#DIV/0!	
5			0.00		#DIV/0!		#DIV/0!	
6			0.00		#DIV/0!		#DIV/0!	
7			0.00		#DIV/0!		#DIV/0!	
8			0.00		#DIV/0!		#DIV/0!	
9			0.00		#DIV/0!		#DIV/0!	
10			0.00		#DIV/0!		#DIV/0!	
<b>TOTAL</b>		<b>0</b>	<b>0.00</b>	<b>0</b>	<b>#DIV/0!</b>	<b>0</b>	<b>#DIV/0!</b>	



(D)(d) Statement showing details of locked-in shares

Sr. No.	Name of the shareholder	Number of locked-in shares	Locked-in shares as a percentage of total number of shares {i.e., Grand Total (A)+(B)+(C) indicated in Statement at para (D)(a) above}	PROMOTER / PROMOTER GROUP / PUBLIC
1	NEERU GUPTA	5400	0.13	Public
2	VIJAY KUMAR GUPTA	253709	6.08	Promoter / Promoter Group
3	ANITA GUPTA	74110	1.77	Promoter / Promoter Group
4	HIMANI AGARWAL	24900	0.60	Promoter / Promoter Group
5	SHALINI GUPTA	33300	0.80	Promoter / Promoter Group
6	REETIKA GUPTA	49100	1.18	Promoter / Promoter Group
7	ADEEP GUPTA	98450	2.36	Promoter / Promoter Group
8	RAJNI GUPTA	68600	1.64	Promoter / Promoter Group
9	JAI KISHAN GUPTA	154360	3.70	Promoter / Promoter Group
10	DIVYA JAIN	300	0.01	Public
11	GUPTA JAI KISHAN	30590	0.73	Promoter / Promoter Group
12	DAYA KISHAN GUPTA	25490	0.61	Promoter / Promoter Group
13	KAPIL GUPTA HUF	33000	0.79	Promoter / Promoter Group
14	ADEEP GUPTA	38000	0.91	Promoter / Promoter Group
15	VIJAY KUMAR GUPTA HUF	27181	0.65	Promoter / Promoter Group
TOTAL		916490	21.95	





(II)(b) Statement showing holding of Depository Receipts (DRs), where underlying shares held by "promoter/promoter group" are in excess of 1% of the total number of shares

Sr. No.	Name of the DR Holder	Type of outstanding DR (ADRs, GDRs, SDRs, etc.)	Number of shares underlying outstanding DRs	Shares underlying outstanding DRs as a percentage of total number of shares {i.e., Grand Total (A)+(B)+(C) indicated in Statement at para (I)(a) above}
1				0.00
2				0.00
3				0.00
4				0.00
5				0.00
6				0.00
7				0.00
8				0.00
9				0.00
<b>TOTAL</b>			<b>0</b>	<b>0.00</b>

